

**TOWN OF FRANKLIN COMMUNITY CHOICE POWER SUPPLY PROGRAM
STATUS REPORT Q1 2021**

Prepared June 2021

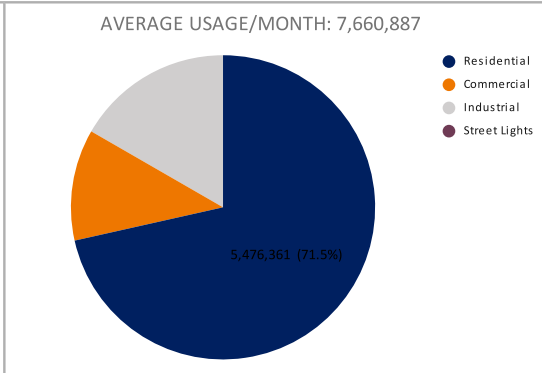
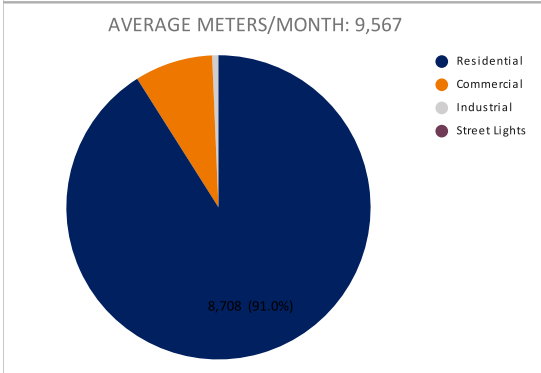
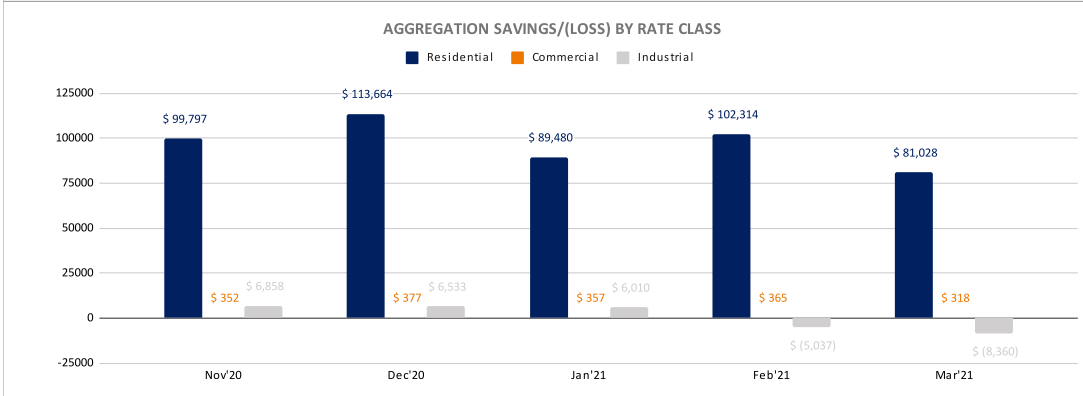
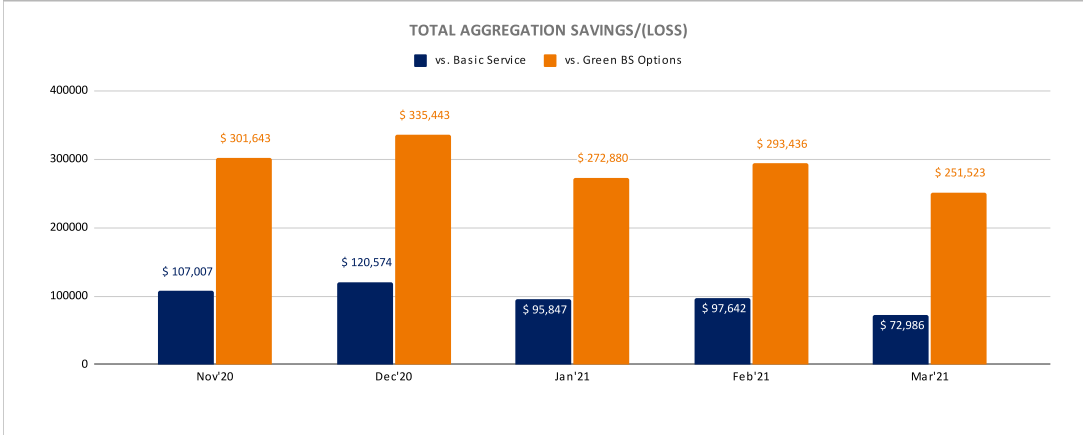
This report has been prepared by Colonial Power Group with information/data being provided by the Competitive Supplier and National Grid. The purpose of the report is to provide information about the Town of Franklin's Community Choice Power Supply Program, which currently provides competitive power supply to approximately 9,600 customers in the Town. The data provided by the Competitive Supplier is not available until three months after the month it is used. For example, power is *Used* in January, *Invoiced* in February, *Paid* in March and *Reported* in April.

PROGRAM RATES	
Term	November 2020 – November 2023
Competitive Supplier	Dynergy
All Rate Classes	\$0.10725 / kWh 100% Nat'l Wind RECs

COMPARISON TO NATIONAL GRID RATES

[Click here for NGRID GreenUp Info](#)

The Town of Franklin has chosen a 100% green product, which supports renewable energy as 100% of the power supply is offset with Renewable Energy Certificates (REC's). The Town's aggregation savings are directly tied to the margin of savings between the Program's rates and National Grid's corresponding Basic Service rates as well as the level of consumption by participating consumers. Basic Service rates change twice a year or more, depending on utility and rate class. As a result, the aggregation rate may not always be lower than the Basic Service rate. The goal of the aggregation is to deliver savings over the life of the Program against the Basic Service rate. However, such savings and future savings cannot be guaranteed.



**TOWN OF FRANKLIN COMMUNITY CHOICE POWER SUPPLY PROGRAM
PRODUCT DETAIL REPORT**

Date	Residential Meters	Residential Usage	Small C&I Meters	Small C&I Usage	Med-Lrg C&I Meters	Med-Lrg C&I Usage	Streetlight Meters	Streetlight Usage	Total Meters	Total Usage	Competitive Supplier	Term	Renewable Supply Options
Dec-21											DYNEGY	11/1/20-10/31/23	100% Nat'l Wind
Nov-21											DYNEGY	11/1/20-10/31/23	100% Nat'l Wind
Oct-21											DYNEGY	11/1/20-10/31/23	100% Nat'l Wind
Sep-21											DYNEGY	11/1/20-10/31/23	100% Nat'l Wind
Aug-21											DYNEGY	11/1/20-10/31/23	100% Nat'l Wind
Jul-21											DYNEGY	11/1/20-10/31/23	100% Nat'l Wind
Jun-21											DYNEGY	11/1/20-10/31/23	100% Nat'l Wind
May-21											DYNEGY	11/1/20-10/31/23	100% Nat'l Wind
Apr-21											DYNEGY	11/1/20-10/31/23	100% Nat'l Wind
Mar-21	8,859	4,861,186	780	830,607	61	1,718,449	-	-	9,700	7,410,242	DYNEGY	11/1/20-10/31/23	100% Nat'l Wind
Feb-21	8,514	6,138,917	783	954,604	60	1,035,085	-	-	9,357	8,128,606	DYNEGY	11/1/20-10/31/23	100% Nat'l Wind
Jan-21	8,671	5,362,524	820	932,862	65	1,038,143	-	-	9,556	7,333,529	DYNEGY	11/1/20-10/31/23	100% Nat'l Wind
Dec-20	8,819	6,834,858	839	991,721	67	1,126,326	-	-	9,725	8,952,905	DYNEGY	11/1/20-10/31/23	100% Nat'l Wind
Nov-20	9,073	6,001,010	877	926,457	72	1,182,378	-	-	10,022	8,109,845	DYNEGY	11/1/20-10/31/23	100% Nat'l Wind
Oct-20													
Sep-20													
Aug-20													
Jul-20													
Jun-20													
May-20													
Apr-20													
Mar-20													
Feb-20													
Jan-20													
Total Average	8,787	5,839,699	820	927,250	65	1,220,076	-	-	9,672	7,987,025			

**TOWN OF FRANKLIN COMMUNITY CHOICE POWER SUPPLY PROGRAM
PRODUCT DETAIL REPORT**

Date	RESIDENTIAL			SMALL C&I			MED-LRG C&I			STREETLIGHTS			TOTAL	AVERAGE RESIDENTIAL USAGE/METER
	Basic Svc Rate	Agg Rate	Savings	Basic Svc Rate	Agg Rate	Savings	Basic Svc Rate SEMA	Agg Rate	Savings	Basic Svc Rate	Agg Rate	Savings	Savings	
Dec-21		0.10725	-		0.10725	-		0.10725	-			-	-	-
Nov-21		0.10725	-		0.10725	-		0.10725	-			-	-	-
Oct-21		0.10725	-		0.10725	-		0.10725	-			-	-	-
Sep-21		0.10725	-		0.10725	-		0.10725	-			-	-	-
Aug-21		0.10725	-		0.10725	-		0.10725	-			-	-	-
Jul-21		0.10725	-		0.10725	-		0.10725	-			-	-	-
Jun-21		0.10725	-		0.10725	-		0.10725	-			-	-	-
May-21		0.10725	-		0.10725	-		0.10725	-			-	-	-
Apr-21		0.10725	-		0.10725	-		0.10725	-			-	-	-
Mar-21	0.12388	0.10725	80,842	0.10763	0.10725	316	0.10239	0.10725	(8,352)			-	72,805	549
Feb-21	0.12388	0.10725	102,090	0.10763	0.10725	363	0.10239	0.10725	(5,031)			-	97,422	721
Jan-21	0.12388	0.10725	89,179	0.10763	0.10725	354	0.11305	0.10725	6,021			-	95,554	618
Dec-20	0.12388	0.10725	113,664	0.10763	0.10725	377	0.11305	0.10725	6,533			-	120,573	775
Nov-20	0.12388	0.10725	99,797	0.10763	0.10725	352	0.11305	0.10725	6,858			-	107,007	661
Oct-20			-			-			-			-	-	-
Sep-20			-			-			-			-	-	-
Aug-20			-			-			-			-	-	-
Jul-20			-			-			-			-	-	-
Jun-20			-			-			-			-	-	-
May-20			-			-			-			-	-	-
Apr-20			-			-			-			-	-	-
Mar-20			-			-			-			-	-	-
Feb-20			-			-			-			-	-	-
Jan-20			-			-			-			-	-	-
Total			485,571			1,762			6,030			-	493,362	665

**TOWN OF FRANKLIN COMMUNITY CHOICE POWER SUPPLY PROGRAM
PRODUCT DETAIL REPORT**

Date	Residential Meters	Residential Usage	Small C&I Meters	Small C&I Usage	Med-Lrg C&I Meters	Med-Lrg C&I Usage	Streetlight Meters	Streetlight Usage	Total Meters	Total Usage	Competitive Supplier	Term	Renewable Supply Options
Dec-21											DYNEGY	11/1/20-10/31/23	100% Nat'l Wind
Nov-21											DYNEGY	11/1/20-10/31/23	100% Nat'l Wind
Oct-21											DYNEGY	11/1/20-10/31/23	100% Nat'l Wind
Sep-21											DYNEGY	11/1/20-10/31/23	100% Nat'l Wind
Aug-21											DYNEGY	11/1/20-10/31/23	100% Nat'l Wind
Jul-21											DYNEGY	11/1/20-10/31/23	100% Nat'l Wind
Jun-21											DYNEGY	11/1/20-10/31/23	100% Nat'l Wind
May-21											DYNEGY	11/1/20-10/31/23	100% Nat'l Wind
Apr-21											DYNEGY	11/1/20-10/31/23	100% Nat'l Wind
Mar-21	26	17,471	1	658	1	13,120	1	108	29	31,357	DYNEGY	11/1/20-10/31/23	100% Nat'l Wind
Feb-21	27	20,871	1	644	1	10,502	1	127	30	32,144	DYNEGY	11/1/20-10/31/23	100% Nat'l Wind
Jan-21	28	28,114	1	697	1	17,973	-	-	30	46,784	DYNEGY	11/1/20-10/31/23	100% Nat'l Wind
Dec-20	-	-	-	-	-	-	-	-	-	-	DYNEGY	11/1/20-10/31/23	100% Nat'l Wind
Nov-20	-	-	-	-	-	-	-	-	-	-	DYNEGY	11/1/20-10/31/23	100% Nat'l Wind
Oct-20													
Sep-20													
Aug-20													
Jul-20													
Jun-20													
May-20													
Apr-20													
Mar-20													
Feb-20													
Jan-20													
Total Average	27	22,152	1	666	1	13,865	1	78	30	36,762			

**TOWN OF FRANKLIN COMMUNITY CHOICE POWER SUPPLY PROGRAM
PRODUCT DETAIL REPORT**

Date	RESIDENTIAL			SMALL C&I			MED-LRG C&I			STREETLIGHTS			TOTAL	AVERAGE RESIDENTIAL USAGE/METER
	Basic Svc Rate	Agg Rate	Savings	Basic Svc Rate	Agg Rate	Savings	Basic Svc Rate SEMA	Agg Rate	Savings	Basic Svc Rate	Agg Rate	Savings	Savings	
Dec-21		0.10725	-		0.10725	-		0.10725	-			-	-	-
Nov-21		0.10725	-		0.10725	-		0.10725	-			-	-	-
Oct-21		0.10725	-		0.10725	-		0.10725	-			-	-	-
Sep-21		0.10725	-		0.10725	-		0.10725	-			-	-	-
Aug-21		0.10725	-		0.10725	-		0.10725	-			-	-	-
Jul-21		0.10725	-		0.10725	-		0.10725	-			-	-	-
Jun-21		0.10725	-		0.10725	-		0.10725	-			-	-	-
May-21		0.10725	-		0.10725	-		0.10725	-			-	-	-
Apr-21		0.10725	-		0.10725	-		0.10725	-			-	-	-
Mar-21	0.11795	0.10725	187	0.11086	0.10725	2	0.10662	0.10725	(8)	0.11086	0.10725	0	181	672
Feb-21	0.11795	0.10725	223	0.11086	0.10725	2	0.10662	0.10725	(7)	0.11086	0.10725	0	219	773
Jan-21	0.11795	0.10725	301	0.11086	0.10725	3	0.10662	0.10725	(11)	0.11086	0.10725	-	292	1,004
Dec-20	0.09877	0.10725	-	0.0946	0.10725	-	0.09107	0.10725	-	0.0946	0.10725	-	-	-
Nov-20	0.09877	0.10725	-	0.0946	0.10725	-	0.09107	0.10725	-	0.0946	0.10725	-	-	-
Oct-20			-			-			-			-	-	-
Sep-20			-			-			-			-	-	-
Aug-20			-			-			-			-	-	-
Jul-20			-			-			-			-	-	-
Jun-20			-			-			-			-	-	-
May-20			-			-			-			-	-	-
Apr-20			-			-			-			-	-	-
Mar-20			-			-			-			-	-	-
Feb-20			-			-			-			-	-	-
Jan-20			-			-			-			-	-	-
Total			711			7			(26)			1	693	820